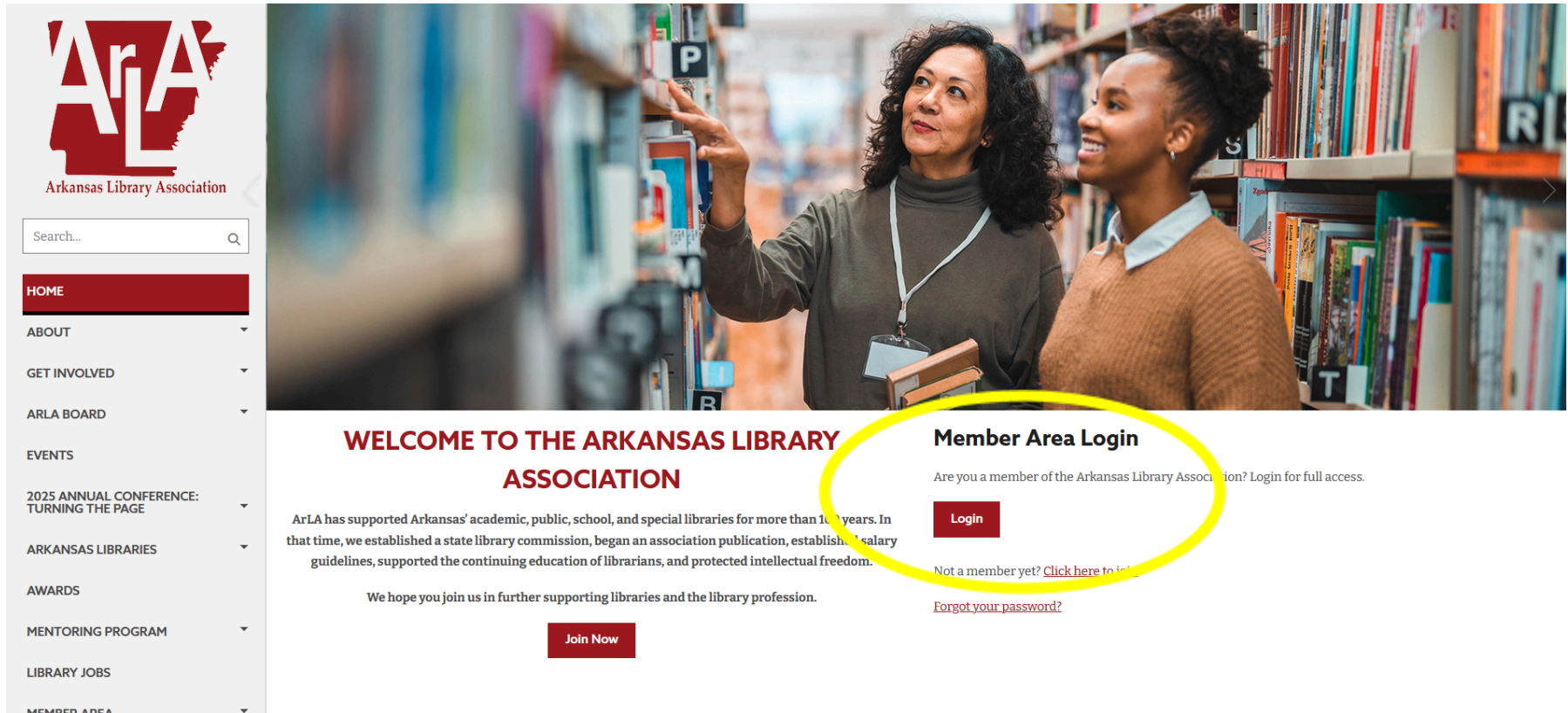


1. Navigate to arlib.org and find the "Member Area Login" to the right of the screen. Click the red "Login" button (circled in yellow below).



The screenshot shows the homepage of the Arkansas Library Association. On the left is a navigation menu with items like HOME, ABOUT, GET INVOLVED, ARLA BOARD, EVENTS, 2025 ANNUAL CONFERENCE: TURNING THE PAGE, ARKANSAS LIBRARIES, AWARDS, MENTORING PROGRAM, LIBRARY JOBS, and MEMBER AREA. The main content area features a large banner image of two women in a library. Below the image, the text reads "WELCOME TO THE ARKANSAS LIBRARY ASSOCIATION" followed by a paragraph about the association's history and a "Join Now" button. To the right, there is a "Member Area Login" section with a "Login" button circled in yellow, and links for "Not a member yet? Click here to join" and "Forgot your password?".

ArLA
Arkansas Library Association

Search...

HOME

ABOUT

GET INVOLVED

ARLA BOARD

EVENTS

2025 ANNUAL CONFERENCE:
TURNING THE PAGE

ARKANSAS LIBRARIES

AWARDS

MENTORING PROGRAM

LIBRARY JOBS

MEMBER AREA

WELCOME TO THE ARKANSAS LIBRARY ASSOCIATION

ArLA has supported Arkansas' academic, public, school, and special libraries for more than 100 years. In that time, we established a state library commission, began an association publication, established salary guidelines, supported the continuing education of librarians, and protected intellectual freedom.

We hope you join us in further supporting libraries and the library profession.

[Join Now](#)

Member Area Login

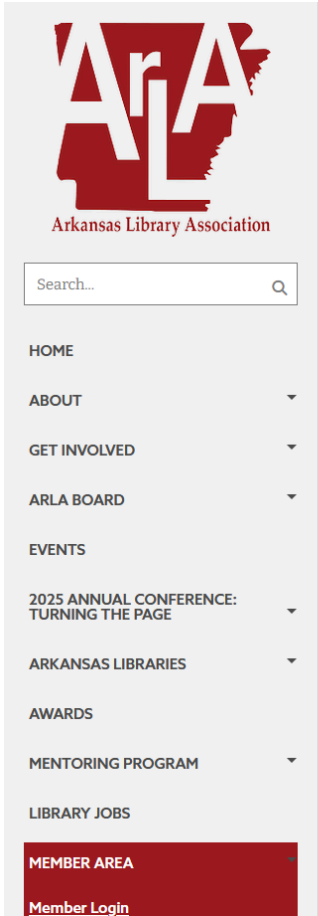
Are you a member of the Arkansas Library Association? Login for full access.

[Login](#)

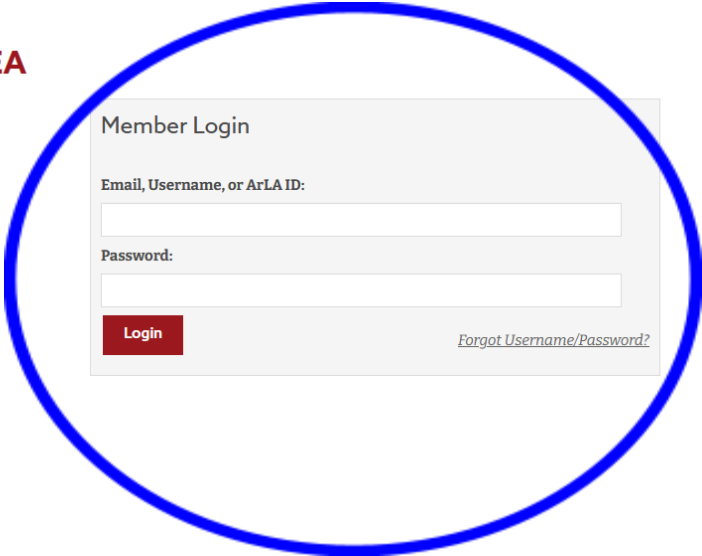
Not a member yet? [Click here to join](#)

[Forgot your password?](#)

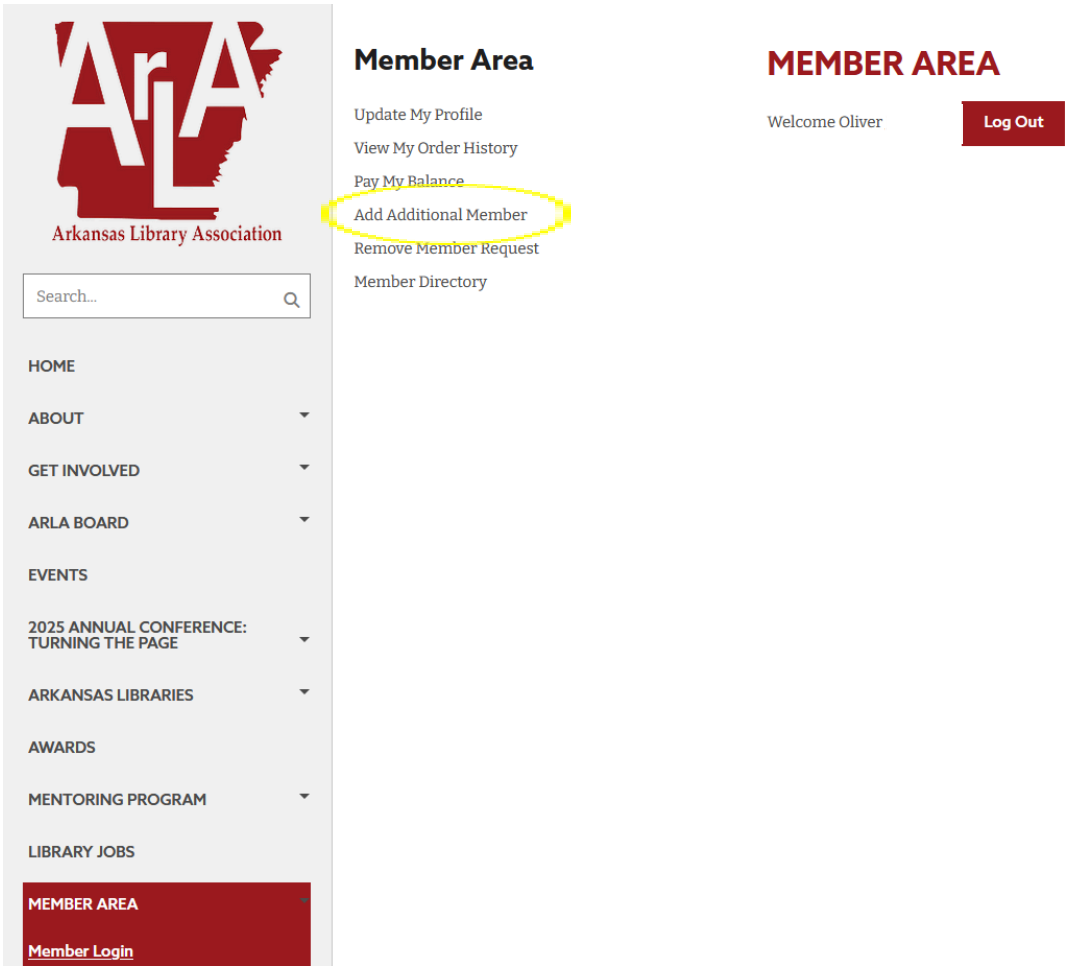
2. This will open the "Member Login" window. Fill in your login information in the gray "Member Login" box (circled in blue below) and click the red "Login" button when you have finished.



MEMBER AREA




3. Once you have logged in, you will find yourself in the Member Area. To the right of the ArLA logo, the "Add Additional Member" option is the fourth option on the menu. It is circled in yellow below. Click this option.



The image shows a screenshot of the ArLA website's Member Area. On the left is a vertical navigation menu with the ArLA logo at the top, followed by a search bar and a list of menu items: HOME, ABOUT, GET INVOLVED, ARLA BOARD, EVENTS, 2025 ANNUAL CONFERENCE: TURNING THE PAGE, ARKANSAS LIBRARIES, AWARDS, MENTORING PROGRAM, LIBRARY JOBS, and MEMBER AREA. The MEMBER AREA item is highlighted in red and contains a 'Member Login' link. To the right of the navigation menu is a 'Member Area' dropdown menu with the following options: Update My Profile, View My Order History, Pay My Balance, Add Additional Member (circled in yellow), Remove Member Request, and Member Directory. Further to the right, the text 'Welcome Oliver' is displayed next to a red 'Log Out' button.

4. Please fill out as much of the form as you are able to. Once you have clicked submit on this form, the Treasurer will receive a notification that you have added a new member. They will be considered a pending member until approved, which should take one business day or less. If someone is still in pending status after five business days, please reach out to info@arlib.org.



Arkansas Library Association

- HOME
- ABOUT
- GET INVOLVED
- ARLA BOARD
- EVENTS
- 2025 ANNUAL CONFERENCE: TURNING THE PAGE
- ARKANSAS LIBRARIES
- AWARDS
- MENTORING PROGRAM
- LIBRARY JOBS
- MEMBER AREA
- CONTACT

ADD ADDITIONAL MEMBER

Institutional Members

* Email

Alternate Email

* First

Middle

* Last

Position

* Institution/Organization

Include Institution in Mailing Address
 Yes
 No

* Address 1

Address 2


* City

* State

* Zip/Postal Code

* Phone

Preferred Phone Contact
 Work Phone
 Home Phone
 Cell Phone



CELEBRATE

Communities Of Interest

- Arkansas Library Paraprofessionals (ALPS)
- Arkansas Libraries for Everyone (ALE)
- College and University Librarians of Arkansas (CULAR)
- Community of School Librarians & Library Educators (COSLLE)
- Mental and Emotional Lives of Library Workers (MELLW)
- Public Libraries & Trustees
- Reference & Instruction Services (RISci)
- Two Year College Libraries
- WMS CI
- Youth Services

Library Affiliation

- Academic
- Public
- School
- Special
- Trustee
- Friend

*** Journal Delivery**

- Printed
- Electronic

Journal Address 1

If different from mailing address above.

Journal Address 2

If different from mailing address above.

Journal City

If different from mailing address above.

Journal State

If different from mailing address above.

Journal Zip/Postal Code

If different from mailing address above.

Submit

Clear



If you have any questions or issues, please contact webmaster@arlib.org.